

ALUMINUM AND METAL PANELS FOR CONCEALED CEILING (CLIP-IN)

DESCRIPTION

The aluminum and metal concealed ceilings, type C640/--, of Weiss Hellas – Interna S.A., are manufactured with the latest technology and tools.

The concealed grid system is easily installed and tiles can easily be removed or replaced by a special accessory so as to facilitate access to the services.

RAW MATERIAL

1. Aluminum (ALLOY 99,5%)
2. Aluminum anodized mirror 99,85% purity
3. Galvanized steel (ZINC 150)
4. Stainless steel (304) with 0,5 mm - 0,8 mm thickness (other thickness available upon request)

PERFORATION

A wide range of our standard perforations is available, as well as other perforations upon request.

The perforated tiles are also provided with a black acoustic fleece for excellent sound absorption (test reports can be provided).

EDGE

The edge of the tile is available both in beveled and in square edge.

SUSPENSION

The edges of the tiles are provided with pips that are clipped on the galvanized supporting beam (length 3700mm), when inserted.

There are two types of suspension systems:

A) C 640A

A false ceiling channel (60x27x4000mm) is suspended by a channel suspension and a hanger wire, which they are directly suspended from the ceiling. The channel is connected with special connectors to the supporting beam (4000mm) in which the panels are clipped into.

B) C 640B

A hanger wire (4mm) and a beam suspension are directly suspended from the ceiling and clipped in with the supporting beam, in which the panels in turn are clipped into.

Around the ceiling structure, a wall trim (20x40x20x3000mm) is placed for the aesthetic finish of the false ceiling.

COLOUR

The standard colorations of the panels are the following: White RAL 9010, silver mat RAL9006, anodized mirror and mat finish.

Other various different colors are offered from series such as RAL, NCS, SIKKENS–upon request.

The surface of the panels, is electrostatic polyester powder coated (thickness of 70 microns), free floating.

LIGHTING

The concealed ceiling system, depending on the suspension, can accept various types of light fixtures such as: Fluorescent light fixtures, Down lights, Halogen spot etc.

FIRE RATINGS

The concealed ceiling systems of Weiss Hellas – Interna S.A. have been tested and approved by national authorities, specializing in the field, meeting the standards concerning surface flame spread and toxicity. Test reports can be provided upon request.

Furthermore, special tests have proved that the product of Weiss Hellas – Interna S.A. in the case of a fire, release no toxic fumes that can be harmful to human life.

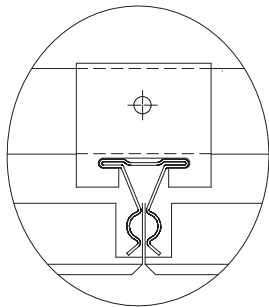
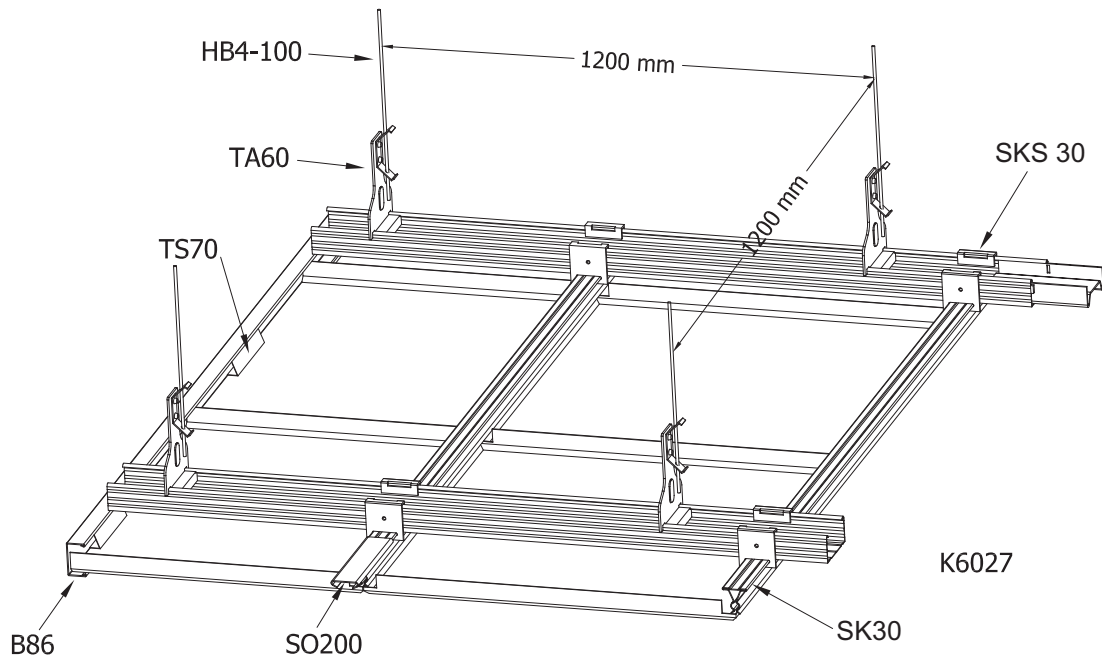
SIZE

- ❖ 300 x 300 mm
- ❖ 400 x 400 mm
- ❖ 500 x 500 mm
- ❖ 600 x 600 mm
- ❖ Other sizes are available upon request.

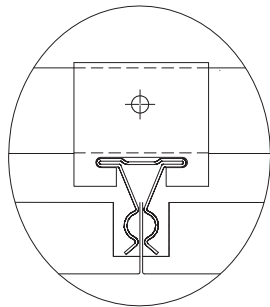
QUALITY

All products of WEISS HELLAS-INTERNA SA are being manufactured under the international safety and quality regulations and they have the following certificates: MED-D-2055 – CE – MED-B-9360 (WHEEL MARK) – INTERNATIONAL AWARD FOR QUALITY AND TECHNOLOGY 1997.

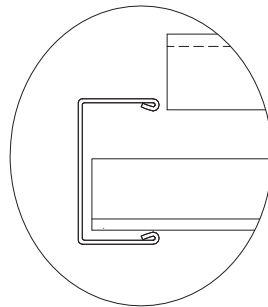
CLIP IN - C640 (A)



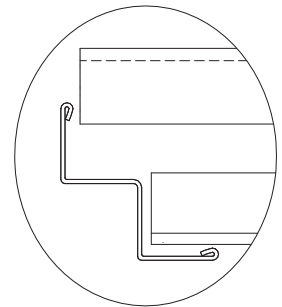
Beveled Edge



Square Edge



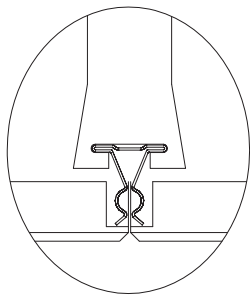
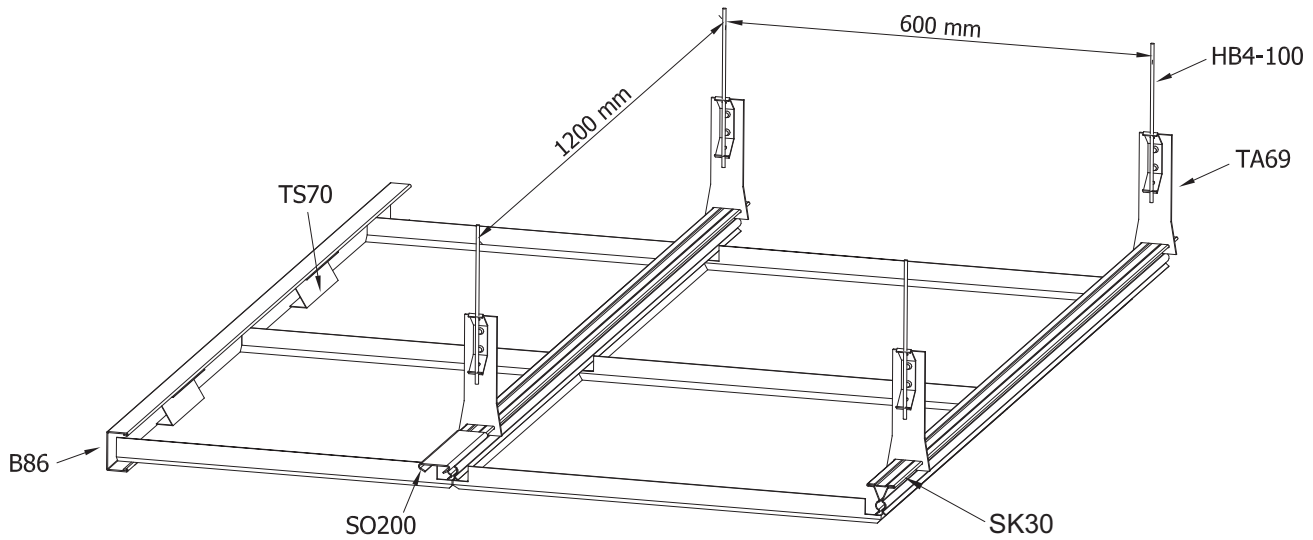
U wall trim



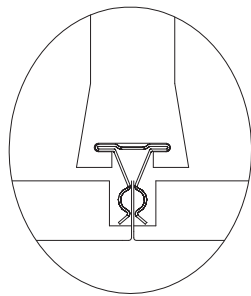
W wall trim

| | DRAWING | TYPE | DESCRIPTION | KG / M ² | QTY / M ² |
|----|---------|---------|-------------------------|--------------------------------|----------------------|
| 1 | | C640 | Clip-in tile 600x600 mm | Fe 0.5 - 4.55 Al 0.6 - 1.82 | 2.77 pcs |
| 2 | | SK 30 | Carrier 4000 mm | 0.80 | 1.68 Lm |
| 3 | | SO 200 | Carrier Connector | 0.0006 | 0.30 pcs |
| 4 | | KA 6027 | Chanel 60x27x4000 mm | 0.50 | 0.88 Lm |
| 5 | | SKS 30 | Carrier Hanger | 0.047 | 2.80 pcs |
| 6 | | SM 62 | Chanel Connector | 0.07 | 0.60 pcs |
| 7 | | TA 60 | Chanel Suspension | 0.05 | 0.84 pcs |
| 8 | | H B4 | Wire Hanger 4 mm | 0.10 | 0.84 pcs |
| 9 | | B 86 | Wall trim 3000 mm | 0.34 | 0.70 Lm |
| 10 | | TS 70 | Spring | 0.02 | 0.50 pcs |

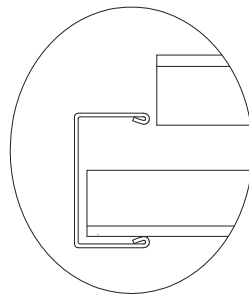
CLIP IN - C640 (B)



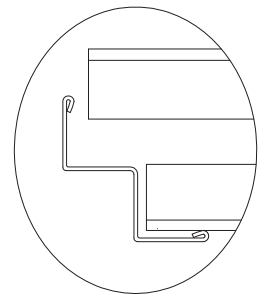
Beveled Edge










Square Edge



U wall trim



W wall trim

| | DRAWING | TYPE | DESCRIPTION | KG / M ² | QTY / M ² |
|---|---|--------|----------------------------|------------------------------|----------------------|
| 1 |  | C640 | Clip-in Tile 600x600 mm | Fe0.5 - 4.55 Al0.6 - 1.82 | 2.77 pcs |
| 2 |  | SK 30 | Carrier 4000 mm | 0.80 | 1.68 Lm |
| 3 |  | SO 200 | Carrier Connector | 0.0006 | 0.30 pcs |
| 4 |  | TA 69 | Carrier Hanger | 0.04 | 0.84 pcs |
| 5 |  | H B4 | Wire hanger 4 mm | 0.10 | 0.84 pcs |
| 6 |  | B 86 | Wall trim 3000 mm | 0.34 | 0.70 Lm |
| 7 |  | TS 70 | Spring | 0.02 | 0.5 pcs |