

ALUMINUM STRIPS WITH ALUMINUM BEAD

TYPE W

MODEL 100mm-150mm-200mm



Strips formed by hard aluminum foil, 0,5mm - 0,6mm thickness.

They are offered in the following width:

Type W 84 (84mm x 15mm height)

Type W 134 (134mm x 15mm height)

Type W 184 (184mm x 15mm height)

The aluminum strips, with the addition of aluminum bead 16mm width, make a total width axle by axle 100-150-200 mm respectively. The leaves of aluminum strips are configured as ribs inward limbs. It is not necessary to add aluminum bead on this type of strip, thus leaving a 16mm opening between them.

The referring type of aluminum strip can be offered with perforation and with a black acoustic inlay for more sound-proof (in the back side).

It can also be placed glass wool, rock wool and any other heat insulating material.

This type of false ceiling is offered in a variety of colors, as well as in aluminum mat mirror and aluminum gold mirror color.

It's susceptible to adaptation of Light Fitting, air grilles or ventilation grilles and it's practical from the option of concealing hydraulic-air conditioned and electrical installations.

It's time resistant, moisture resistant, anticancer, fireproof and handy.

In order to set the strips, an amount of 3cm height away from roof, or more at any desired height, is required.

APPLICATIONS

◇ **COMMERCIAL CENTERS – MAULS**

◇ **AIRPORTS**

◇ **SHOPS**

◇ **CRUISE BOATS**

◇ **HOSPITALS**

◇ **W.C.**

SUSPENSION MATERIALS & ACCESORIES OF STRIP CEILING

TYPE W

MODEL 100 – 150 - 200mm

A) ALUMINUM BEAD – TYPE 505/--

Cross section of thin aluminum film thickness, 0,25mm-0,35mm, in a “U” shape, 16mm width and 15mm height, properly arranged in both sides so as to be supported between strips thus having a single surface. The aluminum bead can have the same colors as the strips, or a different one for decorative purposes.

B) SUPPORTING BEAM OF STRIP CEILING – TYPE S 100 GA

The supporting beam is consisted of galvanized iron foil of 0,5mm width, in shape of an inverter rate “U” 4cm height or 2cm height in special cases of a roof height problem.

There is a perforation, along its surface, for hanging it from the ceiling, via the suspension (Wire Hanger), and the special tabs for holding the strips from it. The supporting beams are placed vertically above the strips with a distance of 1,20m between them.

C) WALL TRIM – TYPE B 64/--

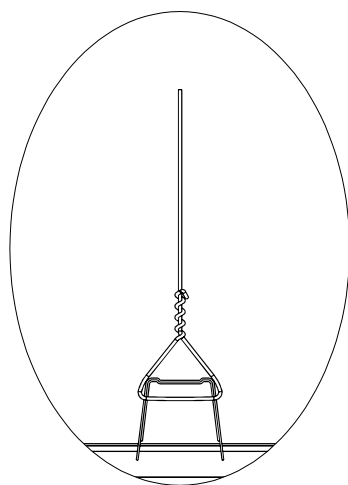
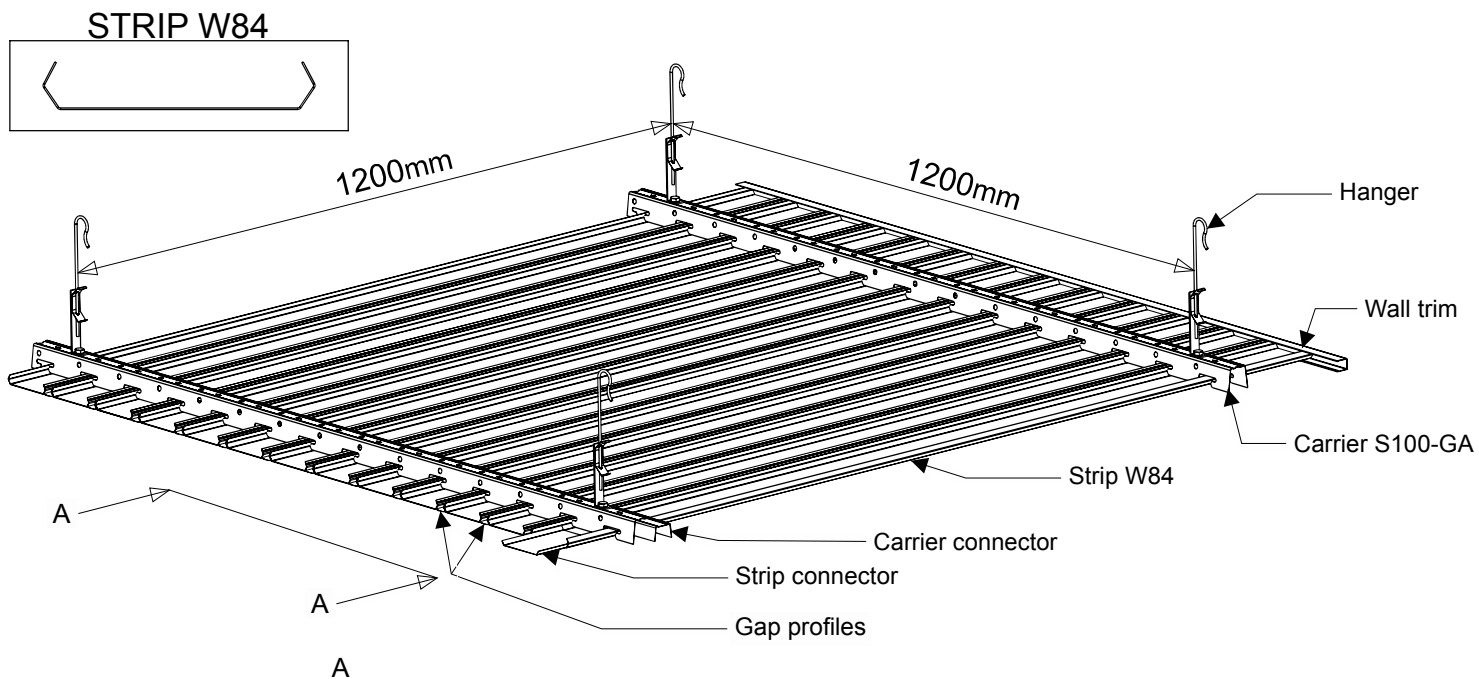
The wall trim is consisted of steel 0,5mm thick in a shape of equilateral “U”, dimensions 20 x 18 x 25mm and it is used for keeping the strips in the wall and for the stylish finish of the roof.

D) SUSPENSION MATERIALS OF STRIP CEILING – TYPE A-H

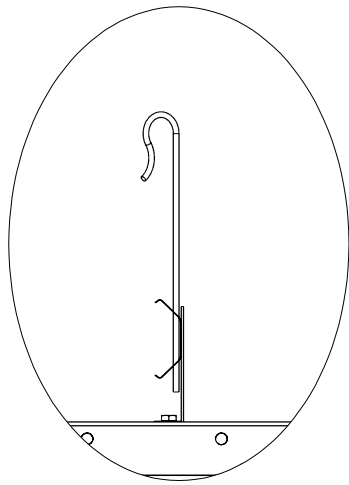
The suspension of false ceiling is being done by wire hangers, which are formed by steel of 3mm thick or 4mm thick, in any desired length and by adjustable hangers, which are formed by a thin steel foil for the adjustment of the ceiling.

E) CONNECTOR FOR SUPPORTING BEAM – TYPE CS 84

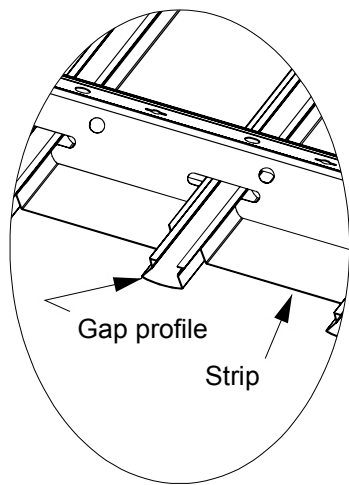
Between strips, connectors can be used, which are consisted of aluminum foil, like the strip, properly configured for the connection of strips if it is necessary the extension of their lengths.



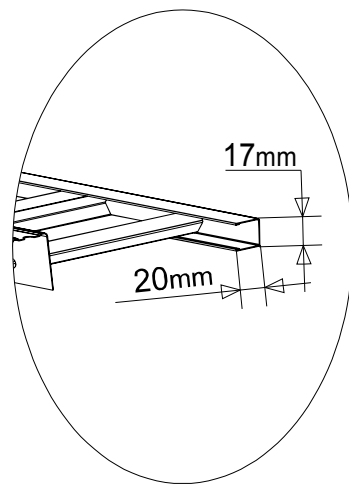
HANGER DETAIL
OPTION 1: PLAIN WIRE



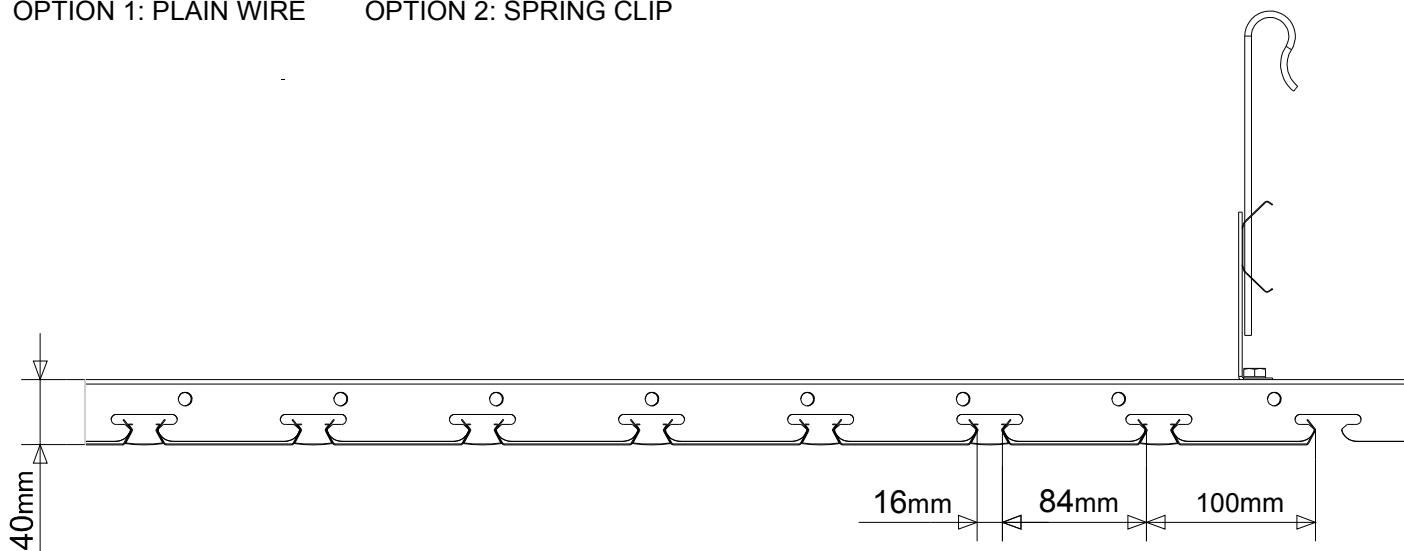
HANGER DETAIL
OPTION 2: SPRING CLIP



ASSEMBLY DETAIL

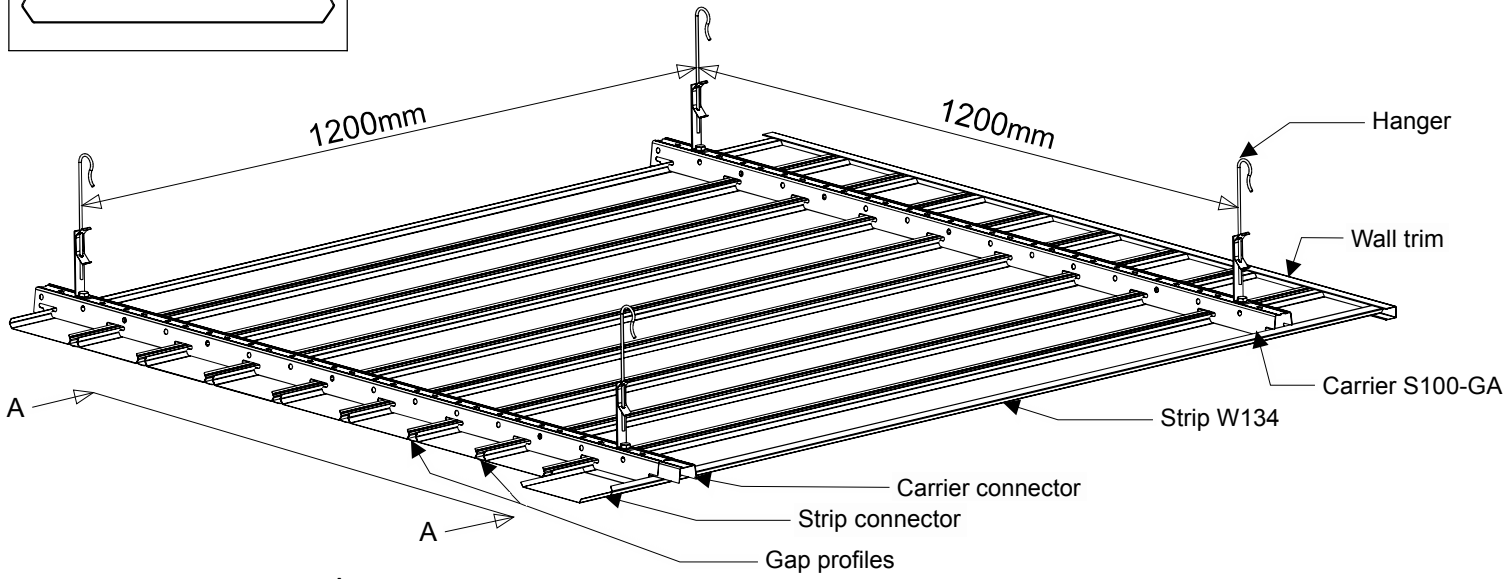



WALL TRIM DETAIL

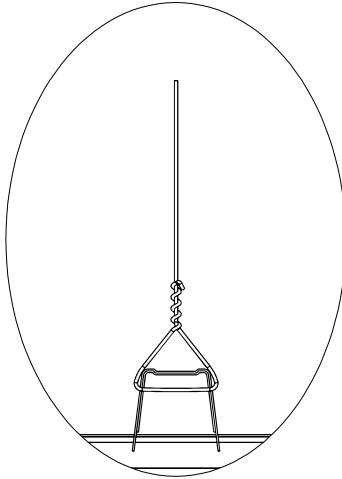


DETAIL A-A

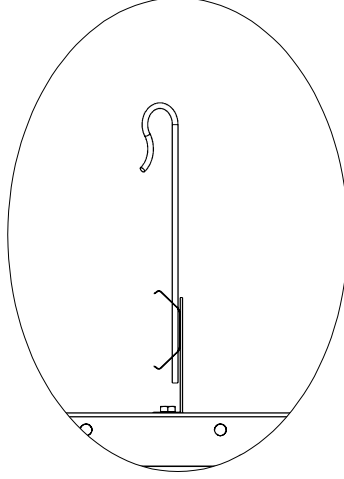
STRIP W134



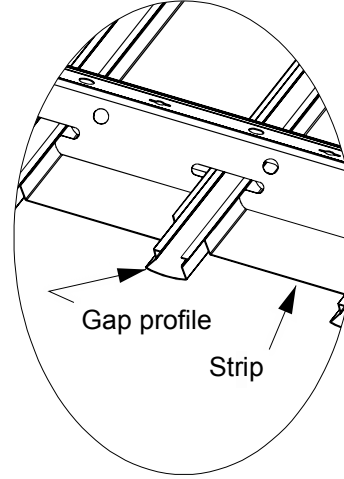
A



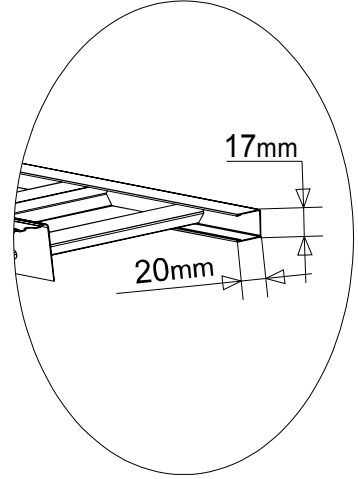
HANGER DETAIL
OPTION 1: PLAIN WIRE



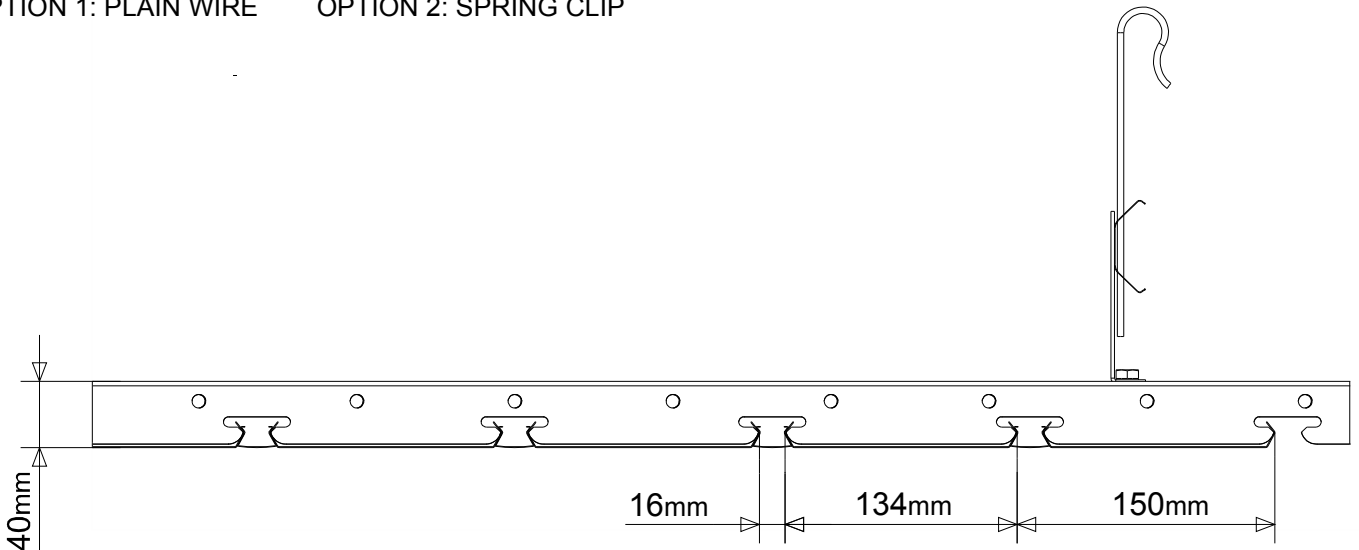
HANGER DETAIL
OPTION 2: SPRING CLIP



ASSEMBLY DETAIL



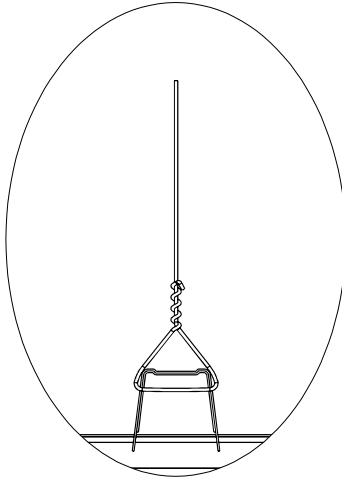
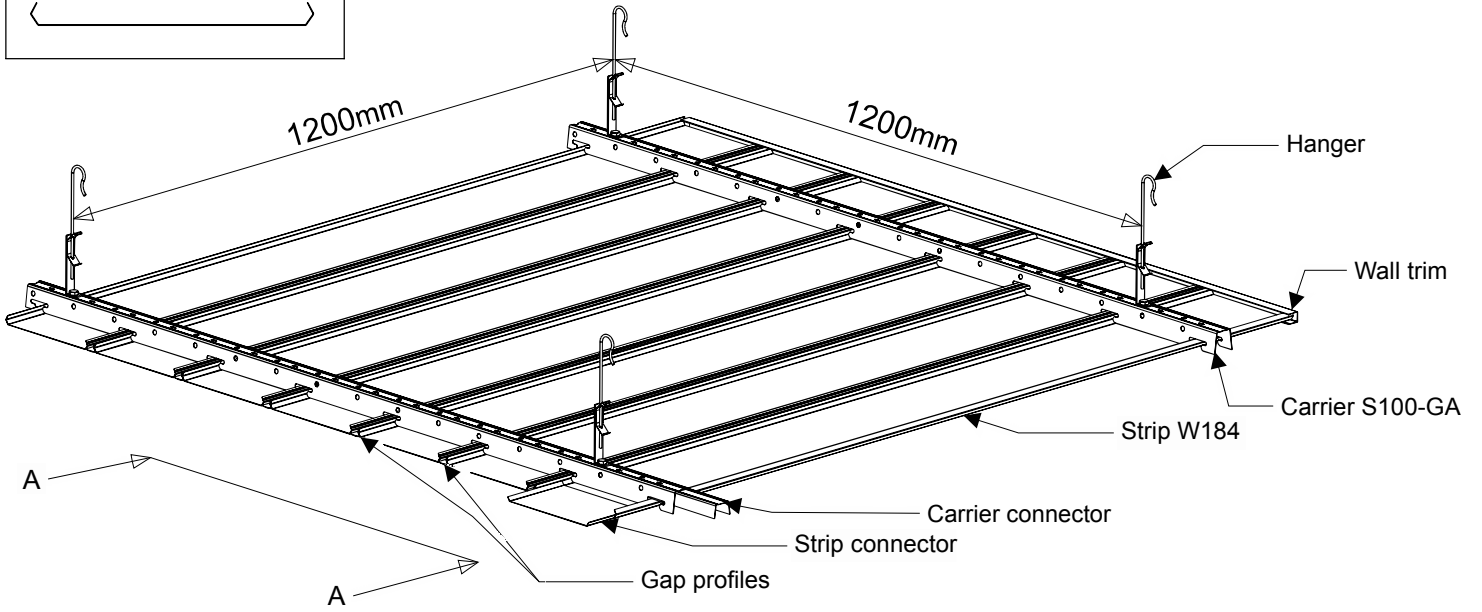

WALL TRIM DETAIL



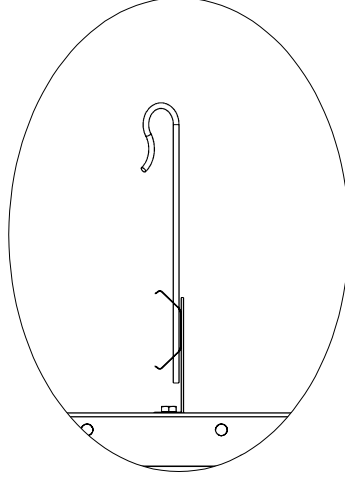
DETAIL A-A



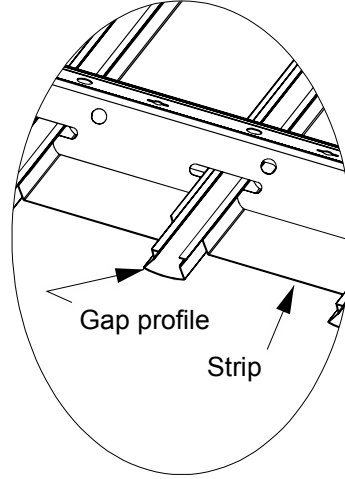
STRIP W184



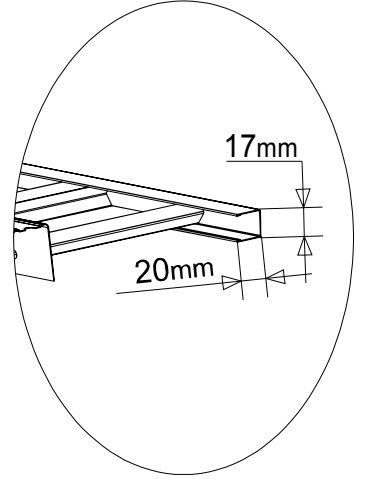
HANGER DETAIL
OPTION 1: PLAIN WIRE



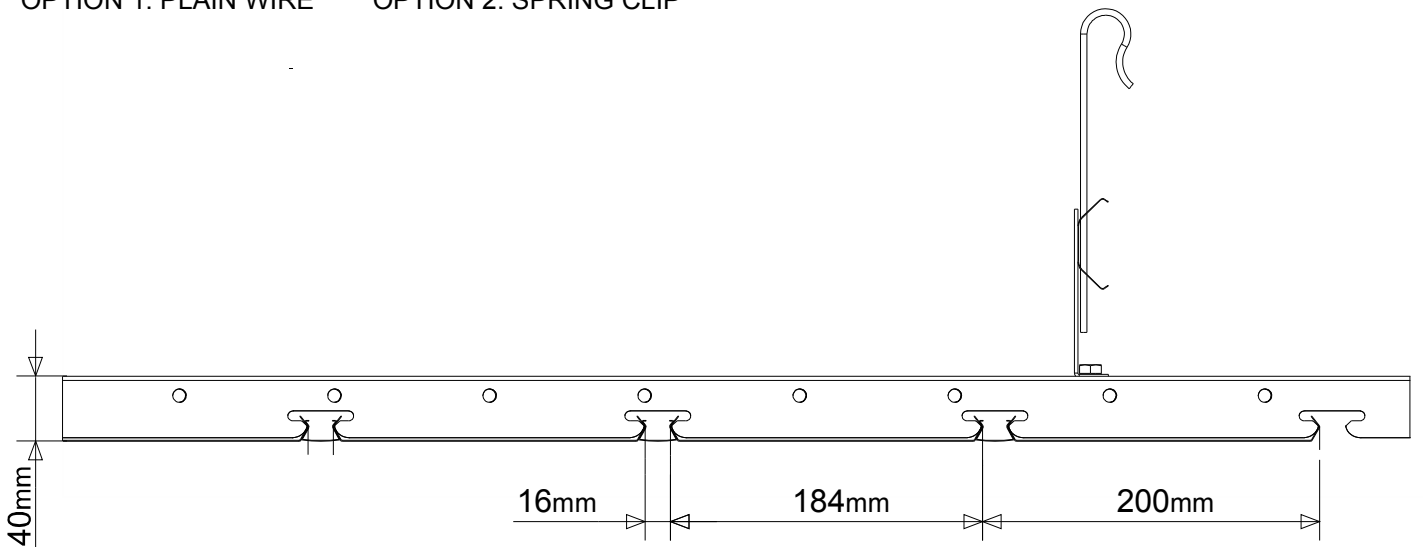
HANGER DETAIL
OPTION 2: SPRING CLIP



ASSEMBLY DETAIL



WALL TRIM DETAIL



DETAIL A-A

